



# ACIST | RXi<sup>®</sup> Mini<sup>™</sup>

## Quick Guide



## The ACIST | RXi® System

The RXi system with the ultra-thin ACIST Navvus® Rapid Exchange FFR MicroCatheter gives you the freedom to quickly and easily assess FFR using your 0.014" wire of choice.





# Introducing the RXi Mini



# System Overview: Navvus® Interface

SYSTEM INDICATOR



FIBER OPTIC PORT

CATHETER INDICATOR



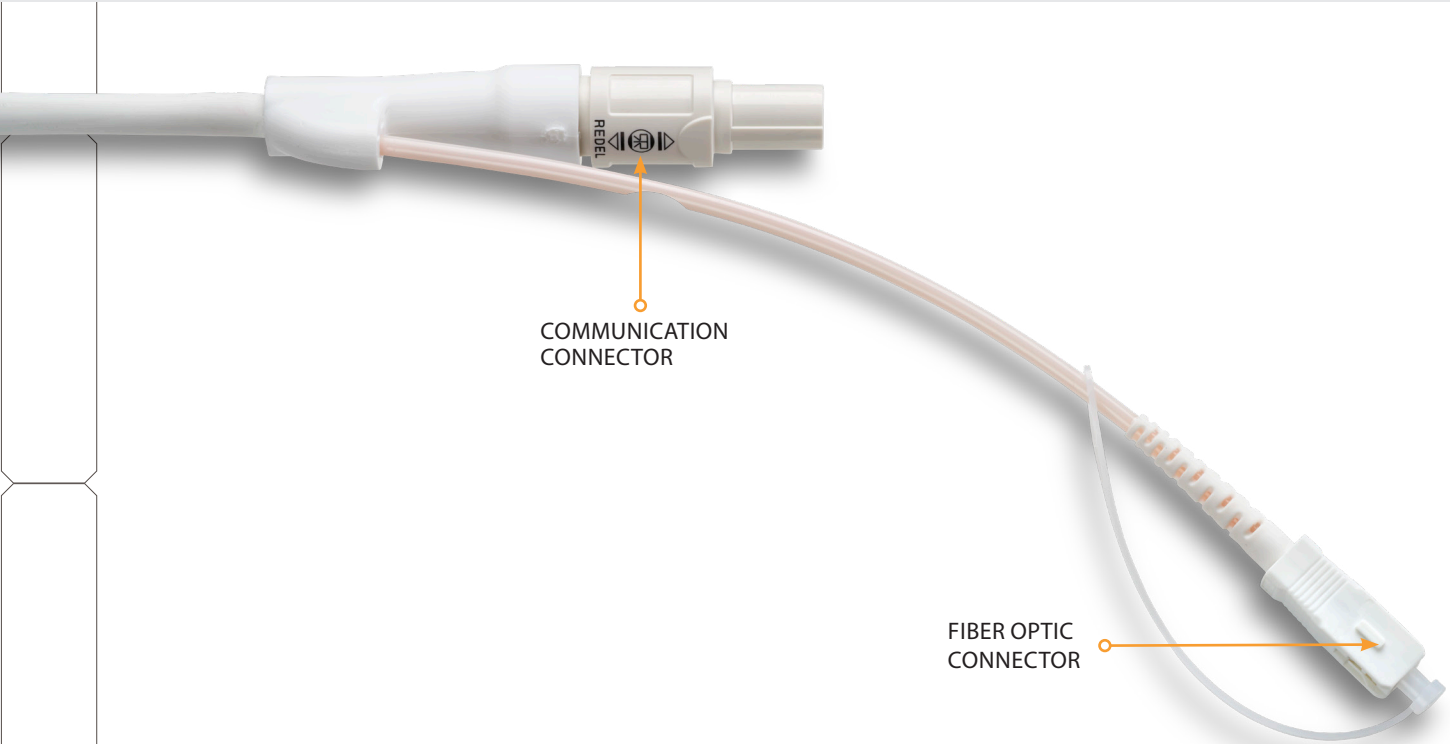
NAVVUS CATHETER PORT

COMMUNICATION PORT



ACIST | RXi® Mini™

# System Overview: Navvus Interface Cable



# System Overview: Processing Unit

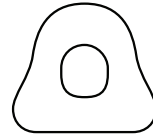


**ACIST** | RXi<sup>®</sup> Mini™

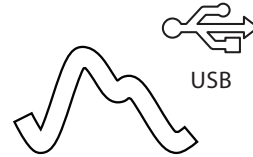
# Interpreting Error Messages




Processing Unit has four LED Indicators:



NAVUS INTERFACE  
INDICATOR









HEMODYNAMIC  
SYSTEM INDICATOR







POWER  
INDICATOR







## Troubleshooting Scenarios



NAVVUS INTERFACE	PROCESSING UNIT	ERROR MESSAGE	SUGGESTED ACTION
		Power not connected	Plug in power cable to Mini and mains
		Power not turned on	Turn on Processing Unit
		No Communication to Navvus Interface	Check Navvus Interface cable connections from Navvus Interface to Processing Unit and ensure they are secure
		Processing Unit Error	Cycle power

## Troubleshooting Scenarios

NAVVUS INTERFACE	PROCESSING UNIT	ERROR MESSAGE	SUGGESTED ACTION
		<p>Processing Unit not connected to hemodynamic system</p>	<p>Check Processing Unit connection to hemodynamic system and ensure it is secure</p>
		<p>The hemodynamic cable is damaged or malfunctioning</p>	<p>Try a known good hemodynamic cable</p>
		<p>Processing Unit Error</p>	<p>Cycle Power</p>

NAVVUS INTERFACE	PROCESSING UNIT	ERROR MESSAGE	SUGGESTED ACTION
 (Flashing light)		System Start-Up	The system is performing start-up self-test
		System Ready	The system is ready to accept a Navvus Catheter

## Troubleshooting Scenarios

NAVVUS INTERFACE	PROCESSING UNIT	ERROR MESSAGE	SUGGESTED ACTION
		<p>Incomplete connection (possibly debris interfering with fiber connection)</p>	<p>Remove Navvus Catheter from Navvus Interface and reinsert, making sure sterile drape does not get pressed into the catheter port when inserting catheter</p>
		<p>Dirty connector interface on Navvus Interface</p>	<p>Remove Navvus Catheter from Navvus Interface, clean Navvus Interface with a fiber optic cleaner and reinsert Navvus Catheter</p>
		<p>Invalid catheter connection</p>	<p>Remove Navvus Catheter and reinsert Remove Navvus Catheter from Navvus Interface, insert new Catheter, and contact Customer Support</p>
		<p>Incomplete optic connection from the Navvus Interface to Processing Unit</p>	<p>Check the Navvus Interface to Processing Unit optical cable connection. Try a known good Navvus Interface to Processing Unit cable</p>

NAVVUS  
INTERFACE

PROCESSING UNIT

ERROR MESSAGE

SUGGESTED ACTION



(Flashing light  
with auditory  
alarm)



Navvus Interface Fiber  
Optic Cable Not Properly  
Connected

Ensure fiber optic portion of the Navvus  
Interface Cable is Connected at Both the  
Navvus Interface and the Processing Unit

Catheter has Broken  
Fiber

Remove Navvus Catheter from Navvus  
Interface, insert new catheter, and contact  
Customer Support

Navvus Interface to  
Processing Unit cable  
is damaged (possibly  
debris interfering with  
the fiber connection)

Try a known good Navvus Interface to  
Processing Unit cable. Clean Navvus  
Interface and Processing Unit optical  
connections with fiber optic cleaner and  
reconnect cable.

# ACIST | RXi<sup>®</sup> Mini<sup>™</sup>

ACIST | RXi<sup>®</sup> and Navvus<sup>®</sup> are trademarks of ACIST Medical Systems, Inc. ACIST Medical Systems, Inc. reserves the right to modify the specifications and features described herein, or discontinue manufacture of the product described at any time without prior notice or obligation.

Contact your authorized ACIST representative for the most current information.

Patents: [acist.com/patents](http://acist.com/patents)

[acist.com](http://acist.com)



**ACIST Medical Systems, Inc.**  
7905 Fuller Road Eden Prairie, MN  
55344 USA  
Tel: +1 888.670.7701  
[customer.support@acist.com](mailto:customer.support@acist.com)



**ACIST Europe BV**  
Argonstraat 3  
6422PH Heerlen  
The Netherlands  
Tel: +31 (0) 45 750 7000  
[acistservice@bracco.com](mailto:acistservice@bracco.com)

**Australia**  
**Bracco Pty Ltd**  
PO Box 19  
Roseville NSW 2069  
Australia  
Tel: 02 9415 8950

**R<sub>x</sub> Only**

**CE**  
**0086**

© 2019 ACIST Medical Systems, Inc. All Rights Reserved.

901572-001,01 2019-01 English

**ACIST**<sup>®</sup>  
the power to